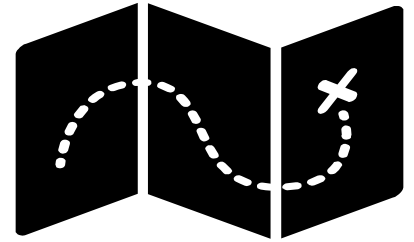


Visualizing Flow with Kanban: *Beyond the Basics*

**Agile SoCal
March 17, 2021**




Hello!

I am Van Wray

Principal of Amperant, LLC,
and host the meetup group
Kanban SoCal

You can find me at
van.wray@amperant.com





Where we are headed

1. Getting started
2. Thinking about Kanban
3. Off to the boards
4. Going Farther
5. Q&A

1.

Getting started...



Assumptions

- Meaningful change is often rooted in a values shift
- “Three lefts make it right” - slow change is easier
- Understand Kanban Fundamentals
- Understand using WIP Limits to “pull” vs. “push” work

2.

**Thinking about
Kanban...**



*Make your workplace into a
showcase that can be
understood by everyone at a
glance*

Taiichi Ohno

Father of the Toyota Production System



The aim of kanban is to make troubles come to the surface

Taiichi Ohno

Father of the Toyota Production System



...kanban may scare away the meek but is well suited for those with the courage to faces issues, adapt to change, and fix problems

Dominica DeGrandis

Principal Flow Advisor, Task Top

Author of “Making Work Visible”

3.

Off to the boards...

Leankit examples

- Minimum Viable Board
- Refining and Prioritizing
- Managing Dependencies
- Unplanned Work
- Stakeholder Involvement

MINIMUM VIABLE BOARD

TO DO	IN-PROGRESS	DONE
Feature #9 Feature #5	Story #17 Research #4	Bug #4 Story #23
Research #2 Bug #11	Bug #1 Story #2	
Story #9		

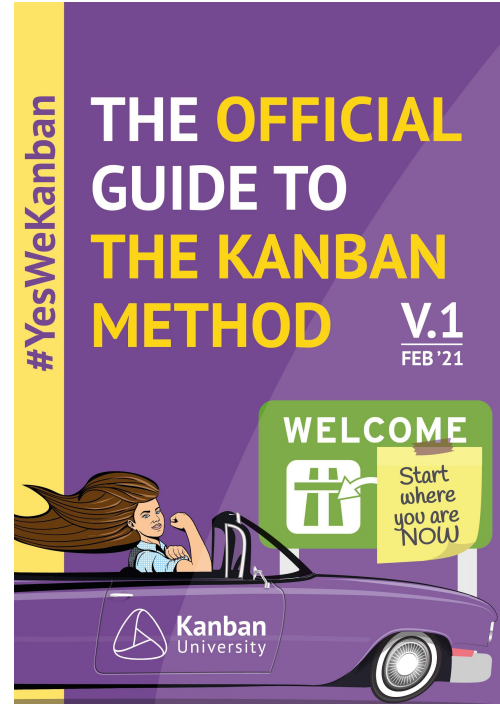
FINISHED - READY TO ARCHIVE

4.

Going farther...


The Official Guide to the Kanban Method V.1

www.kanban.university

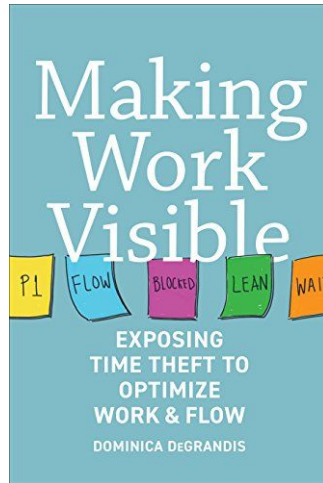


Recommendations


Kanban Maturity Model



Making Work Visible



96 Visualization Examples



5.

Q&A

Thanks!



You can find me at

- van.wray@amperant.com
- 714.240.9151